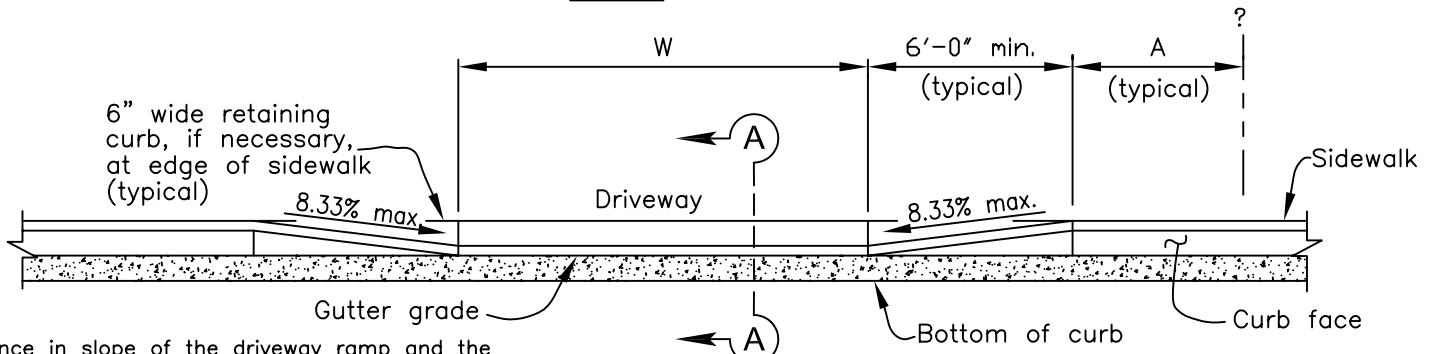


PLAN

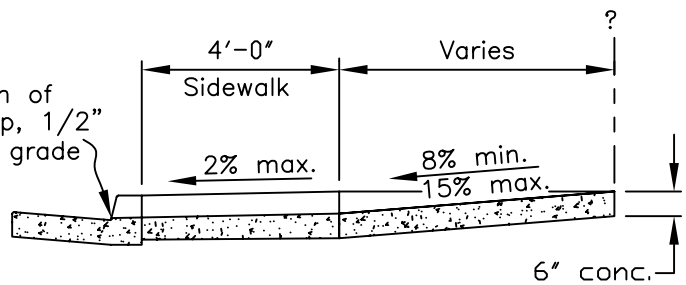


SECTION B-B

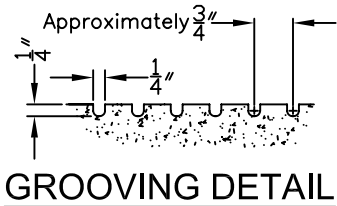
NOTES

1. Difference in slope of the driveway ramp and the slope of a line between the gutter and a point on the roadway 5 feet from gutter line shall not exceed 15%. Reduce driveway ramp slope, not gutter slope, where required.
2. A 12-inch wide strip of 1/4-inch grooves approx. 3/4-inch on center shall be provided across the sidewalk immediately before a grade change in the sidewalk. See grooving detail.
3. All details not shown shall be in accordance with Caltrans Standard Plans and ADA Standards.
4. Hunt process curing compound shall be applied to fresh concrete by rolling, brushing, or spraying for curing.
5. Approaches wider than stated maximums may be allowed subject to prior approval of the road engineer.

Lip at bottom of driveway ramp, 1/2" above gutter grade



SECTION A-A



GROOVING DETAIL

| TYPE OF PROPERTY | "W", MAX. | "W", MAX. - WITH PRIOR APPROVAL BY THE ROAD ENGINEER | "A", MIN. |
|------------------|---|---|-----------|
| RESIDENTIAL | ONE AT 25' OR TWO TOTALING 30' IF FRONTAGE EXCEEDS 75' WIDE | ONE AT 40% OF FRONTAGE, 50' MAX. WIDTH | 3' |
| COMMERCIAL | 35' MAX. EACH, NOT MORE THAN 50% OF FRONTAGE SHALL BE DRIVEWAYS | 70' MAX. EACH, NOT MORE THAN 50% OF FRONTAGE SHALL BE DRIVEWAYS | 5' |
| INDUSTRIAL | 50' MAX. EACH, NOT MORE THAN 50% OF FRONTAGE SHALL BE DRIVEWAYS | 70' MAX. EACH, NOT MORE THAN 50% OF FRONTAGE SHALL BE DRIVEWAYS | 5' |

Spec's By _____

Drawn By R. Huebner

APPROVED BY _____

COUNTY OF MADERA

**SIDEWALK AND APPROACH DETAIL
APPROVED LOCATIONS ONLY**

Date
Feb. 14, 2005

Scale
NONE

Drawing No.
ST-24C

REVISIONS