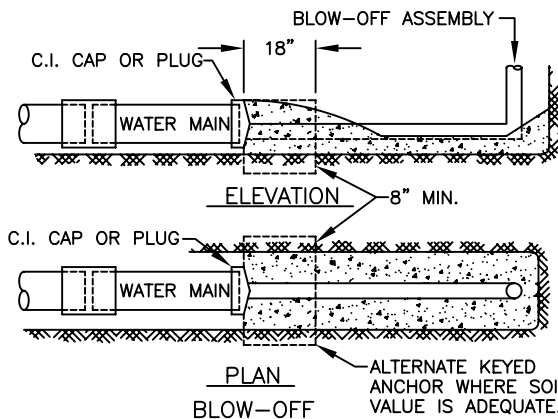
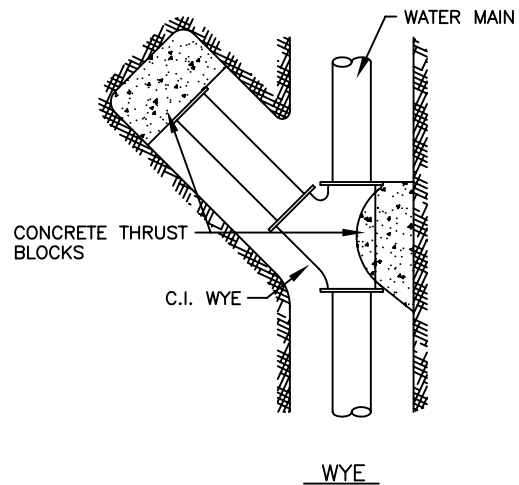
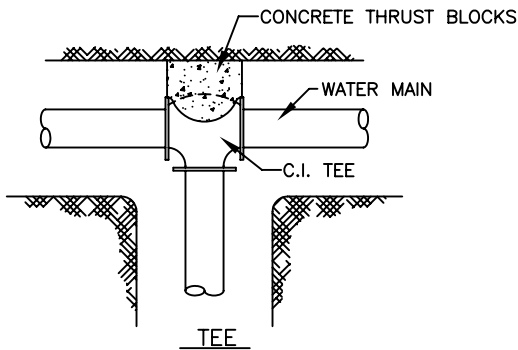


FIRE HYDRANT SERVICE



NOTES

See Sheet 2 OF 2

Spec's By _____	<b>COUNTY OF MADERA</b> <b>CONCRETE THRUST BLOCKS</b> <b>FOR</b> <b>CAST IRON FITTINGS</b>	Date 7-1-81
Drawn By <u>J. SHIELDS</u>		Scale NONE
APPROVED BY _____		Drawing No. W-1A
REVISIONS	8/1/02	Sheet 1 of 2

CONCRETE THRUST BLOCKS  
FOR  
CAST IRON FITTINGS

**NOTES**

1. Where PVC pipe is used, tie-down straps shall be provided, embedded in thrust blocks, design of such straps to be subject to approval or requirement of County Engineer.
2. Valves are to be flanged connected to all main lines. All other connections to be slip-joint, unless otherwise specified.
3. Locations for new valves to be determined and approved prior to installation.
4. Bearing area for thrust blocks shall depend on pressure and pipe size. For bearing areas see W-1B.
5. All concrete for thrust blocks shall be Class B.
6. C.I. denotes cast iron.
7. Concrete anchors are to be kept clear of all pipe and valve joints.
8. Thrust blocks to be used where pipe sizes differ in cross section and when one or more openings are plugged.
9. For fire hydrant services, see W-5.
10. All dead end lines shall have blow-off assemblies.

Spec's By _____	<b>COUNTY OF MADERA</b>	Date 12-1-81
Drawn By <u>J. SHIELDS</u>	<b>CONCRETE THRUST BLOCKS</b>	Scale NONE
APPROVED BY _____	<b>FOR</b>	Drawing No. W-1A
REVISIONS	8/1/02	Sheet 2 of 2